

R.P.BDY

2750 MIN (REFER NOTE 1)

700 MIN

2250 MIN (REFER NOTE 1)

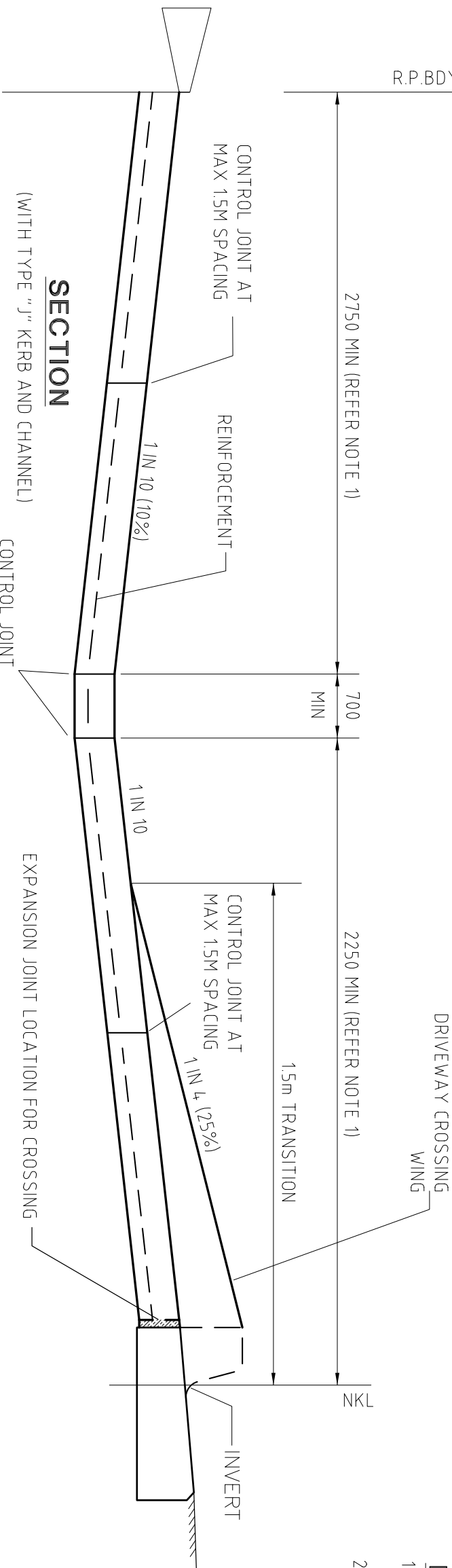
1.5m TRANSITION

NKL

DRIVEWAY CROSSING WING

NOTES

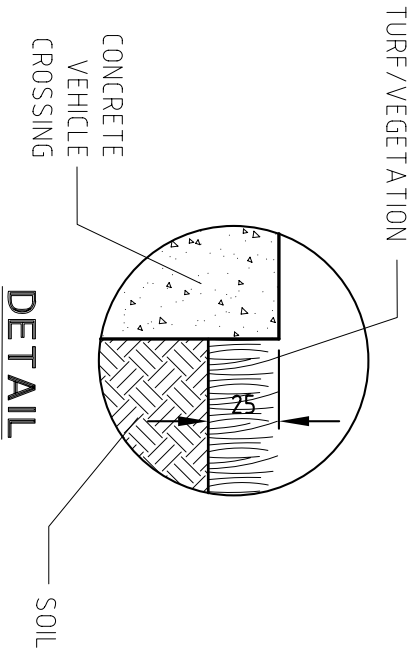
- 1. MINIMUM WIDTH DETERMINED FROM VERGE WIDTH AS PER STD DWG 05-02-008
- 2. THIS DRAWING SHOULD BE READ IN CONJUNCTION WITH GCCC STD DWG 05-02-302 AND 05-02-303



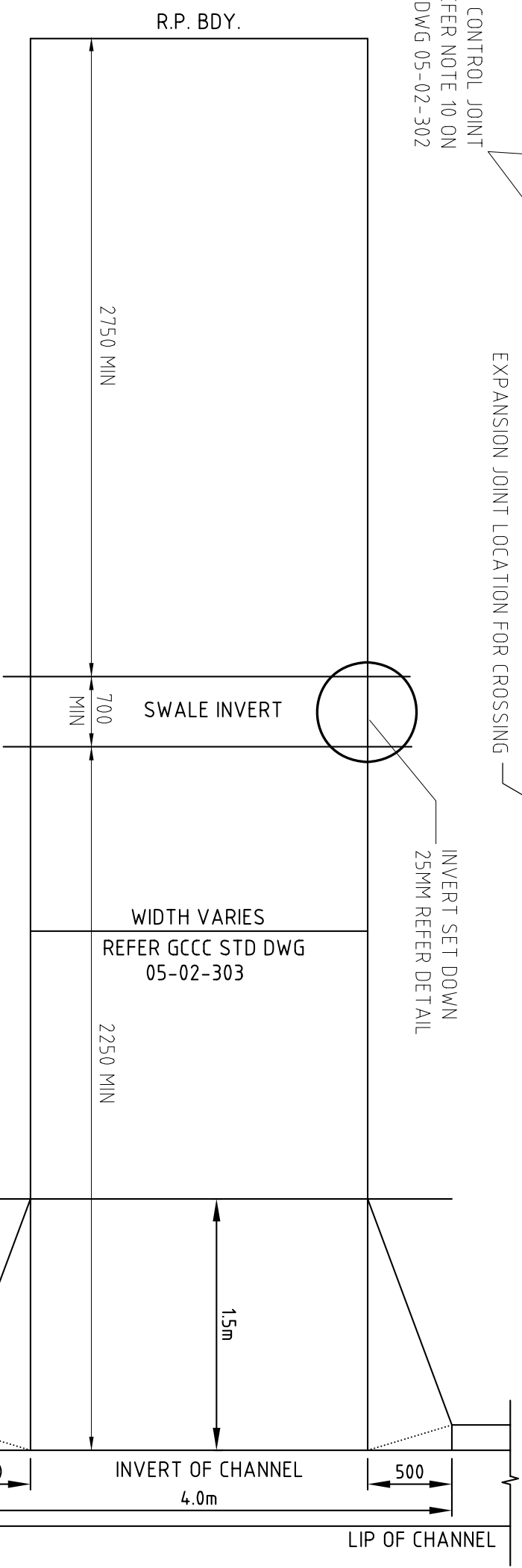
SECTION

(WITH TYPE "J" KERB AND CHANNEL)

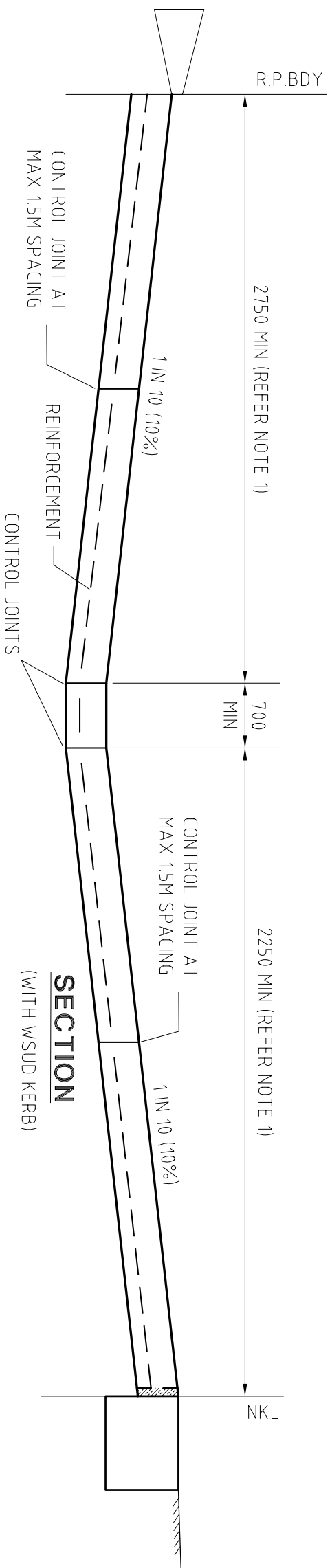
CONTROL JOINT REFER NOTE 10 ON GCCC STD DWG 05-02-302



DETAIL



PLAN



SECTION

(WITH WSUD KERB)

Exhibition Draft of Land Development Guidelines March 2007


THIS DRAWING IS NOT TO BE AMENDED WITHOUT REFERENCE TO STANDARDS COMMITTEE

CONTROLLED DOCUMENT

DO NOT SCALE TAKE FIGURED DIMENSIONS ONLY

STANDARD DRAWING

MICROFILMED



Gold Coast City Council

GOLD COAST CITY COUNCIL
PO BOX 5042
GOLD COAST MC 9729

No.	AMENDMENT	APPROVED	DATE	ISSUED	DRAWN BY	TECHNICAL SERVICES BRANCH	PASSED	APPROVED

VEHICULAR CROSSING FOR SWALE PROFILE

STANDARD DRAWING No. **05-02-304**

ISSUE 2005 EDITION