


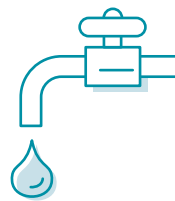
1.2 CITY OF GOLD COAST ANNUAL REPORT 2018-19 HIGHLIGHTS



\$234.2 million
delivering the
CITY TRANSPORT NETWORK

\$518.4 million


delivering
city water and sewerage services



1.7%
average residential rate rise

\$85.5 million

delivering
city waste services



Surf Network
providing free public
WI-FI TO 8000+
residents and visitors per day

Protecting Gold Coast koalas
\$10.85 million




koala fund

30%
rates and water notices provided on line

\$3.4 million
Oceanway from Tugun to Bilinga



72.8%
people satisfied with public transport



\$19.8 million



progressing the
HOTA ART GALLERY AND GREENBRIDGE