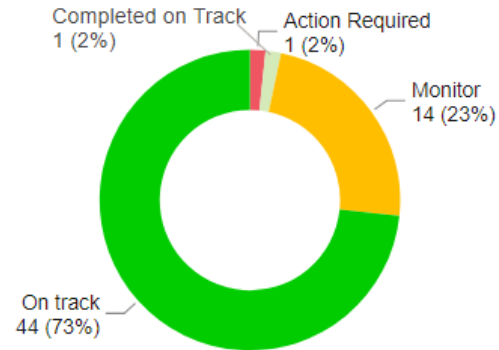


Non-financial Performance

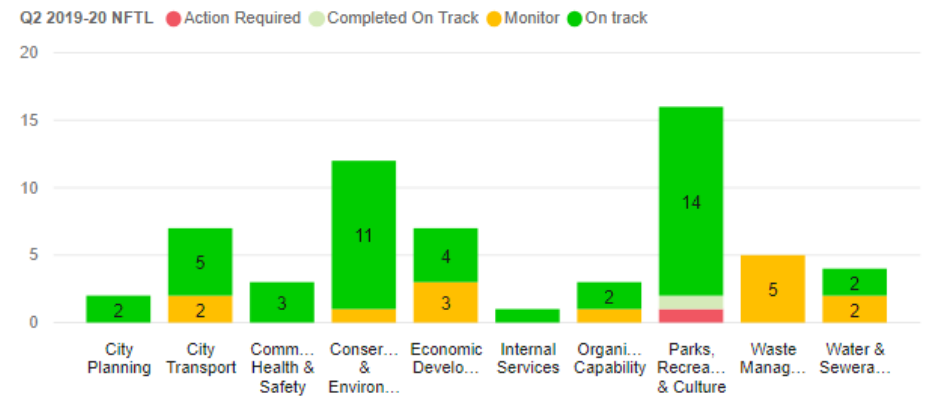
Initiatives
60

75% Completed/On Track

Initiatives: Non Financial Performance



Initiatives by Program: Non Financial Performance

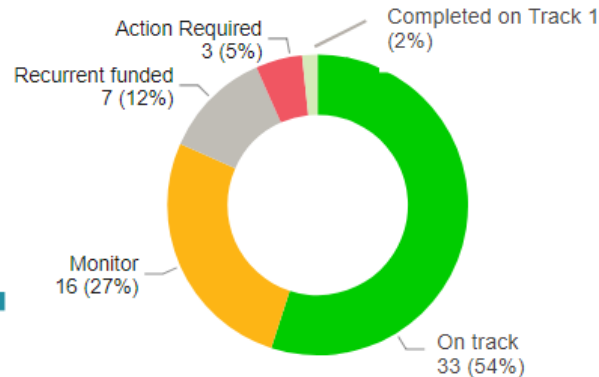


Financial Performance

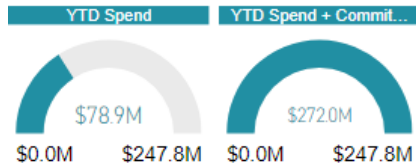
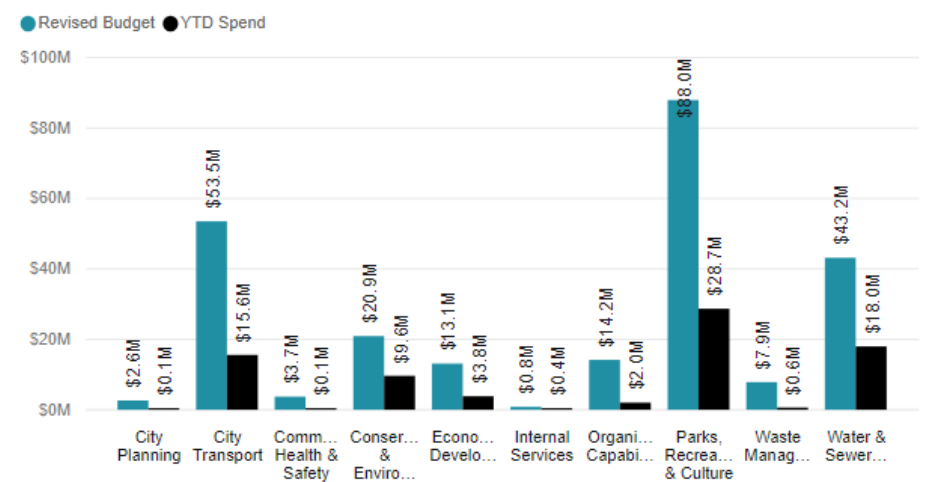
Revised Budget
\$247.8M









32% YTD Spend

Initiatives: Financial Performance



Initiatives by Program: Financial Performance



PROJECT EVALUATION CRITERIA		
Project Evaluation criteria for projects and benefits that HAVE NOT been completed		
Traffic light status	Non-financial Evaluation NFL (Project Duration)	Financial Evaluation FTL (Yr 0 Budget)
On Track 	Project is within tolerance compared to the latest approved schedule (<u>within</u> 10%)	Project expenditure is within tolerance compared to the latest approved cost plan (<u>within</u> 10%)
Monitor 	Project is behind the latest approved schedule without variance being approved (<u>more</u> than 10%, or up to 20%)	Project expenditure is below or exceeds the latest approved cost plan without variance being approved (<u>more</u> than 10%, or up to 20%)
Action Required 	Project is significantly behind the latest approved schedule without variance being approved (<u>more</u> than 20%)	Project expenditure is below or exceeds the latest approved cost plan without variance being approved (<u>more</u> than 20%)
On Hold 	Project is on hold	Project is on hold
Project Evaluation criteria for projects and benefits that HAVE been completed		
Traffic light status	Non-financial Evaluation NFL (Project Duration)	Financial Evaluation FTL (Total Project Cost)
Completed – Cancelled 	Project has been cancelled	Project has been cancelled
Completed – On Track 	Project was completed within tolerance compared to the last approved schedule (<u>within</u> 10%)	Project was completed within tolerance compared to the last approved cost plan (<u>within</u> 10%)
Completed – Monitor 	Project was completed late compared to the last approved schedule without variance being approved (<u>more</u> than 10%, or up to 20%)	Project was completed over budget compared to the last approved cost plan without variance being approved (<u>more</u> than 10%, or up to 20%)
Completed – Action Required 	Project was completed late compared to the last approved schedule without variance being approved (<u>more</u> than 20%)	Project was completed over budget compared to the last approved cost plan without variance being approved (<u>more</u> than 20%)

Term	Definition
YTD Spend or % Spend	Year-To-Date expenditure. This does not include commitments for the financial year.
YTD Spend + Commitments	Year-To-Date expenditure and commitments.
Commitments	Project commitments for the project from the Corporate financial system (SAP).
Revised Budget	The current year's approved budget for the project as per the last budget adoption or budget review.
Note 1	All percentages in the dashboard report have been rounded.
Note 2	SAP financial data is as at 09 January 2020 to adjust for end of month adjustments.
Note 3	Initiative Q2 data (excluding SAP financial data) is as at 31 December 2019.
Note 4	Initiative Dashboard Source: SHAREPOINT #1 2019-20 Q2 INITIATIVE DATA saved at G:\SHARE\CPP Reporting\10. 2019-20 Reporting\Q2 2019-20 Reporting