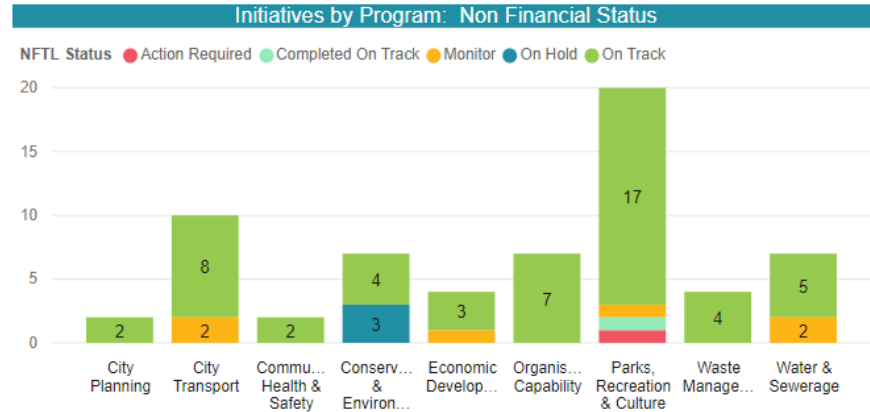
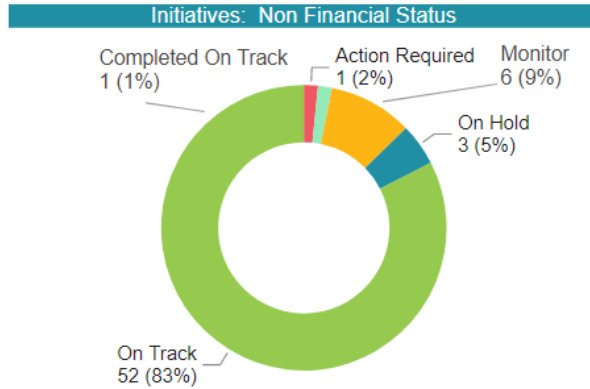


Performance Dashboard: City Operational Plan 2020-21 Quarter 1

Non Financial Status

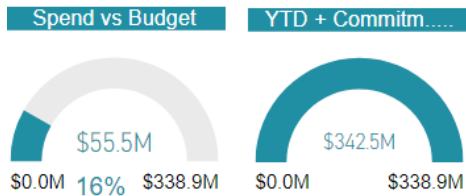
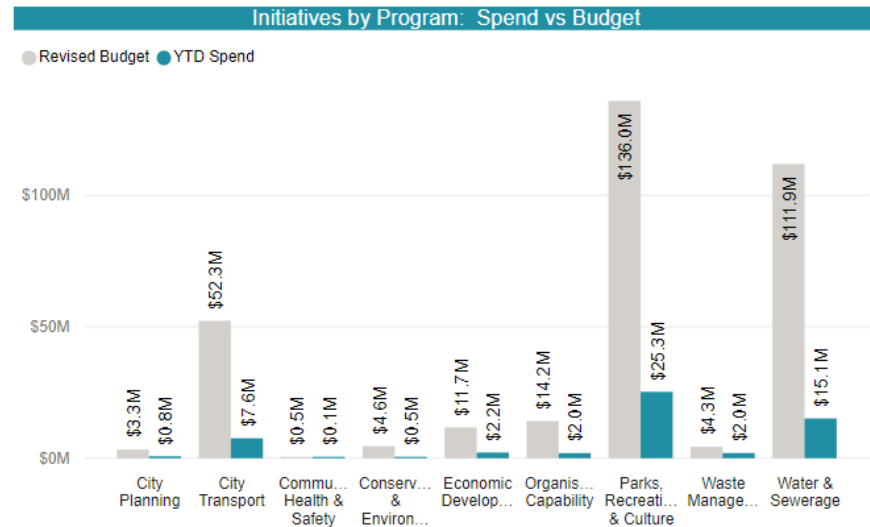
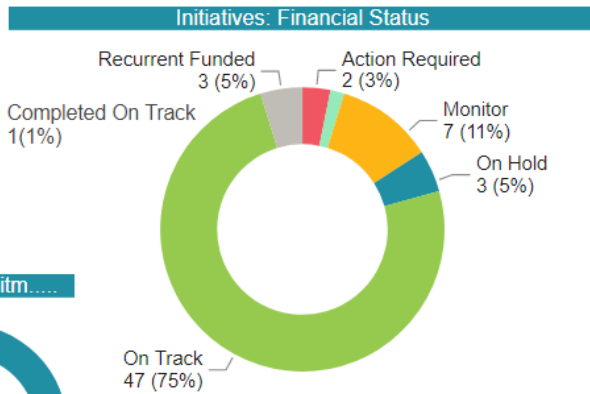
Initiatives
63

84% On Track/Completed



Financial Status

Revised Budget
\$338.9M



Performance and Dashboard: Legend and Definitions

Term	Definition
YTD Spend or % Spend	Year-To-Date expenditure. This does not include commitments for the financial year.
YTD Spend + Commitments	Year-To-Date expenditure and commitments for the financial year.
Commitments	Project commitments for the project from the Corporate financial system (SAP).
Revised Budget	The current year's approved budget for the project as per the last budget adoption or budget review.
Note 1	All percentages in the dashboard report have been rounded.
Note 2	SAP financial data is as at 9 October 2020 to adjust for end of month adjustments.
Note 3	Initiative Q1 data (excluding SAP financial data) is as at 30 September 2020.
Note 4	Initiative Dashboard Source: TRACKS-#78049163-v1-SHAREPOINT_#1_2020-21_INITIATIVE_DATA saved at G:\SHARE\CPP Reporting\12. 2020-21 Reporting\Q1 2020-21 Reporting
