

Gold Coast City

Population highlights

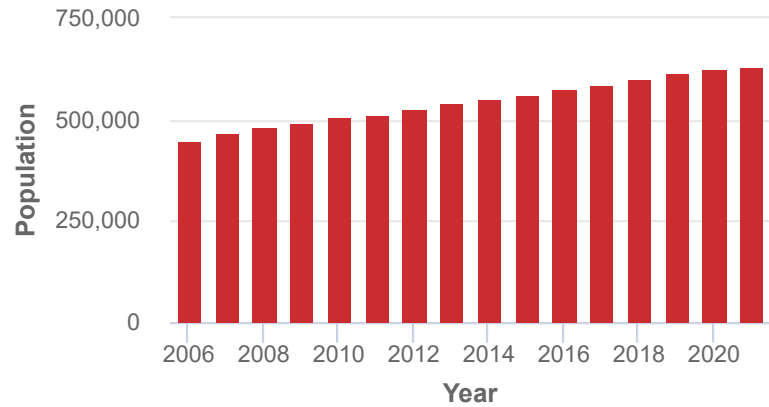
Population

633,764

ERP, 2021

▲ Grown by 6,334 from the previous year.

Estimated Resident Population Gold Coast City



Source: Australian Bureau of Statistics, Regional Population Growth, Australia (3218.0).
Compiled and presented by .id (informed decisions)

Gold Coast City

Some entries on this page have not yet been updated to 2021 data as the ABS is yet to release the relevant data. Each topic states the source year of the data. Remaining topics will be updated soon their data are released.

- ◀ No significant change since previous Census (less than +/-0.5%) ▲ Increased since previous Census
▼ Decreased since previous Census

Median age 2021

39 ▲ (1)

South East Queensland	38 ▲
Queensland	38 ▲
Australia	38 ◀

Aboriginal and Torres Strait Islander population 2021

2.2% ▲ (0.5%)

South East Queensland	2.8% ▲
Queensland	4.6% ▲
Australia	3.2% ◀

Couples with children 2021

28%  (0%)

South East Queensland	30% ▼
Queensland	28% ▼
Australia	30% ▼

Older couples without children 2021

11%  (0.7%)

South East Queensland	10% ▲
Queensland	10% ▲
Australia	10% ▲

Lone person households 2021

22%  (0.8%)

South East Queensland	22% ▲
Queensland	23% ▲
Australia	24% ▲

Medium and high density Housing 2021

46%  (2.7%)

South East Queensland	31% ▲
Queensland	26% ▲
Australia	28% ▲


Median weekly household income 2021

\$1,676  (\$272)

South East Queensland	\$1,782 ▲
Queensland	\$1,637 ▲
Australia	\$1,740 ▲

Median weekly mortgage repayment 2021

\$450  (\$0)

South East Queensland	\$436 ▲
Queensland	\$399 
Australia	\$432 ▲


Median weekly rent 2021

\$450  (\$60)

South East Queensland	\$402 ▲
Queensland	\$365 ▲
Australia	\$380 ▲

Households renting 2021

32%  (-1.2%)

South East Queensland	33% ▲
Queensland	32% 
Australia	30% ▲

Households with a mortgage 2021

33% ▲ (2.2%)

South East Queensland	34% ▲
Queensland	32% ▲
Australia	33% ▲

Overseas born 2021

29% ▲ (0.9%)

South East Queensland	27% ▲
Queensland	23% ▲
Australia	28% ▲

Language at home other than English 2021

14% ▲ (1.5%)

South East Queensland	16% ▲
Queensland	13% ▲
Australia	22% ▲

University attendance 2021

5% ◀▶ (0%)

South East Queensland	5% ◀▶
Queensland	4% ◀▶
Australia	5% ◀▶

University qualification 2021

22% ▲ (4.5%)

South East Queensland	25% ▲
Queensland	22% ▲
Australia	26% ▲

Trade qualification (certificate) 2021

22% ◀▶ (0.3%)

South East Queensland	21% ▲
Queensland	22% ▲
Australia	19% ◀▶

Public transport (to work) 2016

4% ◀▶ (0.1%)

South East Queensland	9% ▼
Queensland	7% ▼
Australia	11% ▲

SEIFA index of disadvantage 2016

1018

South East Queensland	1015 ▲
Queensland	996 ▲
Australia	1002 ▲

Homeless persons estimated 2016 *

1,708 ▲(368)

Source: ABS, 2049.0 Estimating Homelessness, 2016