



Koalas and domestic dogs on the Gold Coast

Injury caused by dogs is one of the main reasons that koalas need rescuing and hospital care.

A single dog bite can seriously injure or kill a koala. Signs of a bite may not be visible on a koala from the outside, but they may have significant internal damage or develop a life-threatening infection. Immediate veterinary treatment is vital for a koala's survival.

What to do if your dog has injured a koala:

- Immediately remove your dog from the area.
- Do not touch the koala.
- If possible, place an upturned laundry basket or box over the koala and place weight on top. This will contain the koala and help to keep it calm.
- Call Wildcare Australia on 07 5527 2444 (24 hours).

Koalas in backyards

Koalas move regularly around their home range to find food and shelter and set out their territory. Koalas are most active between July and January, when the adults seek a mate and the juveniles seek to establish their own territory. Most koala movement between trees (on the ground) occurs between sunset and sunrise.

In semi-urban areas, koalas often venture into backyards that are adjacent to, or between, patches of bushland habitat. Koalas are vulnerable to dog attacks when on the ground and in backyards, but a few simple pet ownership actions can help koalas move safely through your property.

Help keep koalas safe

Under *Local Law No.12 and Subordinate Local Law No.12.1 (Animal Management) 2013*, every Gold Coast resident, no matter where they live, must prevent their dog from contacting and causing harm to a koala that enters their property.

If you live in a designated koala area, there are specific requirements for dog owners to help keep koalas safe. Enforcement action may apply for those not doing the right thing.

To find out whether your home is in a koala area, visit cityofgoldcoast.com.au/helpsavekoalas

IMPORTANT FACTS



Most koala and dog interactions take place inside backyards.



If there is more than one dog in a backyard, an attack on a koala is more likely.



Koalas tend to be most active during their breeding season, between July and January.



There are koala conservation requirements for dog owners under local law.

ALL DOG OWNERS LIVING IN A KOALA AREA, MUST ENSURE THE AREA WHERE A DOG CAN ACCESS EITHER:

Prevents a koala entering their property (koala-exclusion fencing), for example:

- secure a continuous strip of metal or perspex at least 600mm in height to the top of an existing fence to prevent a koala from climbing the outside.
- construct a fence of metal sheeting such as colorbond sheeting or rendered brick that doesn't provide grip for a koala to climb.
- ensure the fence is at least 3m away from trees and shrubs from which a koala could jump to the fence top, or shield trees from a koala climbing by applying a smooth metal tree guard.

OR

Provides structures to help a koala escape the property (koala-friendly fencing), for example:

- construct fencing that a koala can easily climb, for example, timber fencing with horizontal slats or chain wire mesh fencing.
- place a timber post or log of at least 125mm diameter against the top of an existing fence at an angle of no greater than 60 degrees with the ground.
- plant trees or shrubs against the inside of an unclimbable fence.

IF YOUR PROPERTY IS MORE THAN 2000M², YOU HAVE ADDITIONAL REQUIREMENTS (TO THE ABOVE), YOU MUST EITHER:

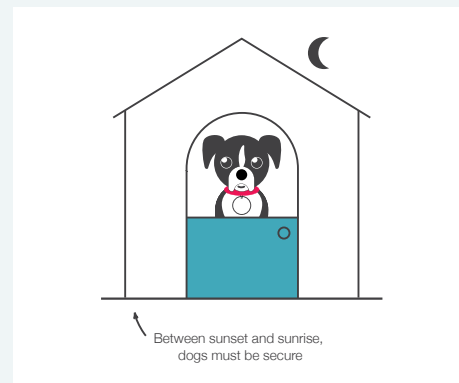
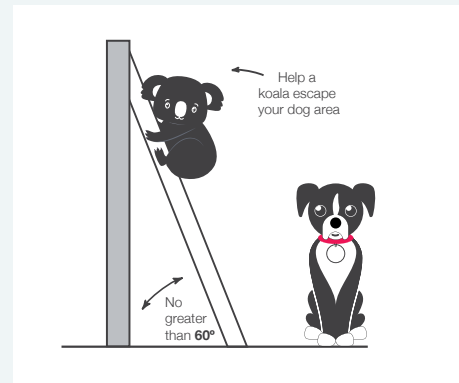
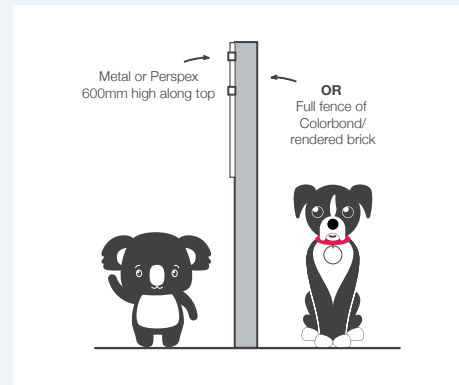
Confine your dog to a secure area between sunset and sunrise, for example:

- within a dwelling, veranda, garage, crate or dog run.
- tethered by a leash or chain less than 3m long and securely attached to a fixed stationary object.

OR

Construct, maintain and keep your dog in a separate enclosure having an area less than 2,000m² that:

- prevents your dog wandering or escaping the enclosure; and
- prevents a koala entering the enclosure or provide structures to help a koala escape (as listed above).



More ways you can help

- Always keep your dog under effective control.
- Don't allow your dog off leash in a public place unless in a designated dog off leash area. Visit cityofgoldcoast.com.au/dogparks to find an off leash area near you.
- If you see a koala on the ground, place your dog on leash immediately (even in a dog off leash area).
- Don't assume your dog is koala-friendly. When approached by an unfamiliar animal, a dog may feel threatened and react in an unexpected manner.
- Train your dog in wildlife avoidance and practice the 'leave it' command.

Reference: Queensland Department of Environment and Science. 'Koala sensitive design guideline 2022'.

For more information

P 07 5667 5990

W cityofgoldcoast.com.au/helpsavekoalas



Scan QR code to find out if your home is in a koala area.