

PARTS LIST				
NO.	TITLE	MATERIAL	DRAWING #	Qty
1	Frame	316 S/S Bead Blast Electropolished	-	1
2	Waterside Slat	Spotted Gum	05-532	7
3	Spigot	Mild Steel HDG	05-533	2
4	M12x25 Button Socket Pin	304 S/S	-	8
5	14g x 32 Pan Head Square Socket woodscrew	304 S/S	-	36
6	Waterside Seat Slat	Spotted Gum	05-532	1
7	Natural Arm	Galvanized Steel	05-537	2

NOTE: SLAT ATTACHMENT Use a jig or spacers to allow correct and even spacing of the slats. Position slats and pilot (Ø3.5mm) hole before securing with fasteners. Always predrill Timber Slats before fastening. Mount slats centre down.

ASSEMBLY NOTES:
 1. All fasteners to be included in supply of assembly unless otherwise indicated by Gold Coast City Council.
 2. All surfaces to be free from marks and scratches.

GCCC Logo location - typical on both sides of seat. Refer GCCC std dwg. no. 05-538

Ex 150x100x4 RHS

Dashed line represents concrete pad. Refer to GCCC dwg. no.05-539

ASSEMBLY NOTES:

- ALL FASTENERS TO BE INCLUDED IN SUPPLY OF ASSEMBLY UNLESS OTHERWISE INDICATED.
- ALL SURFACES TO BE FREE FROM MARKS AND SCRATCHES. USE A NICKEL BASED ANTI-SEIZURE LUBRICANT BETWEEN STAINLESS FIXINGS AND TAPPED STAINLESS STEEL UNLESS STATED.
- PRE DRILL WOODEN SLATS PRIOR TO SCREWING TO AVOID SPLITTING

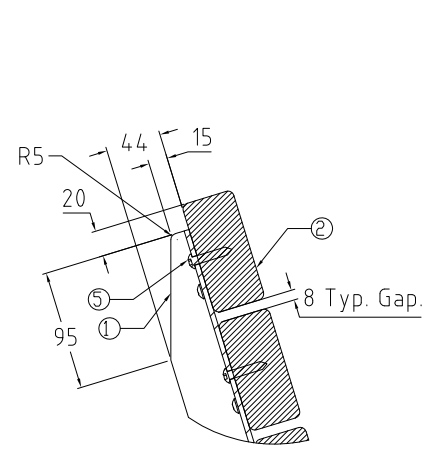
GENERAL NOTES:

- ALL DIMENSIONS IN MILLIMETRES UNLESS OTHERWISE SHOWN.
- TOLERANCES:
 - LINEAR ARE ±1.0mm UNLESS MARKED WITH ±0.5mm
 - ANGULAR ARE ±0.5° UNLESS SPECIFIED OTHERWISE.
 - HOLES AND RADII ±0.5mm UNLESS SPECIFIED OTHERWISE.
- NO DEVIATION FROM DRAWING WILL BE ACCEPTED WITHOUT PRIOR WRITTEN APPROVAL.
- DO NOT SCALE FROM DRAWINGS. USE DIMENSIONS PROVIDED IF THIS IS INSUFFICIENT OR AMBIGUOUS CONTACT GOLD COAST CITY COUNCIL FOR CLARIFICATION.

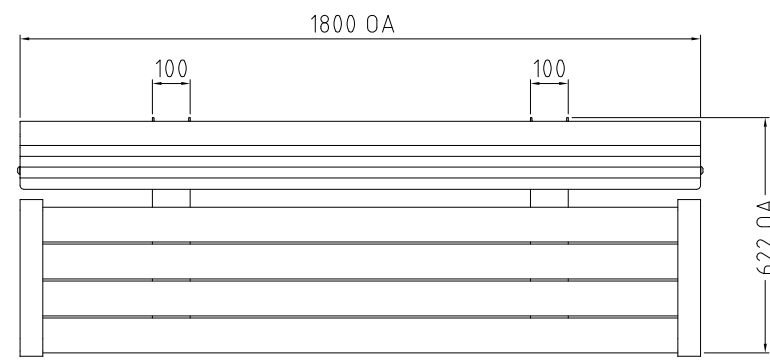
STAINLESS STEEL FABRICATION NOTES:

- FABRICATION SHOULD ONLY BE PERFORMED IN AN AREA, AND WITH EQUIPMENT, THAT IS NOT CONTAMINATED WITH FERROUS METAL.
- ALL EDGES TO BE DEBURRED AND FREE OF SHARP PROTRUSIONS.
- ALL STRUCTURAL WELDS TO AS 1554.
- ALL STANDARD SECTIONS TO BE DOCKED AT 90° UNLESS STATED OTHERWISE.
- CERTIFICATES OF CONFORMITY MUST ACCOMPANY ANY MATERIALS USED IN THE FABRICATION PROCESS.

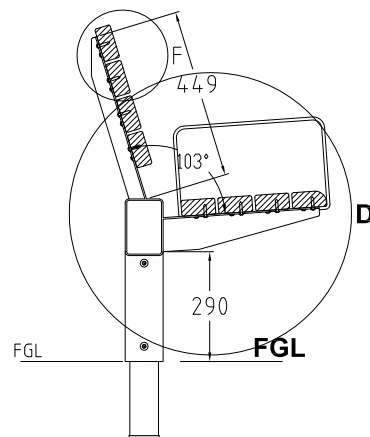
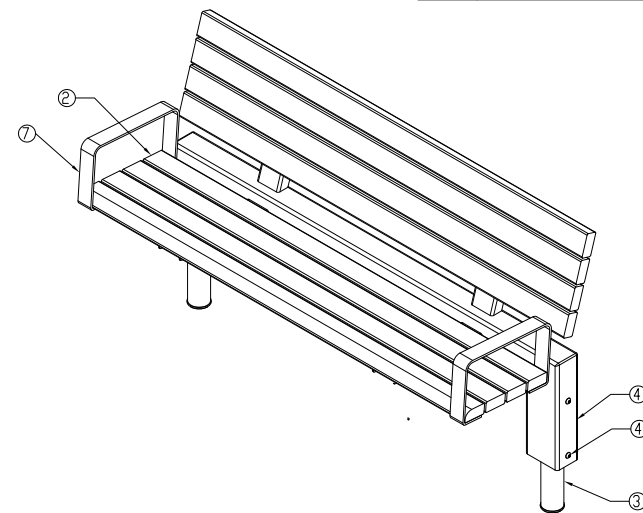
NOTE:-
 THIS DRAWING HAS BEEN SOURCED FROM HUBB STREET EQUIPMENT. THIS DRAWING IS NOT DRAWN TO GCCC STANDARD T.P.R GUIDELINES.



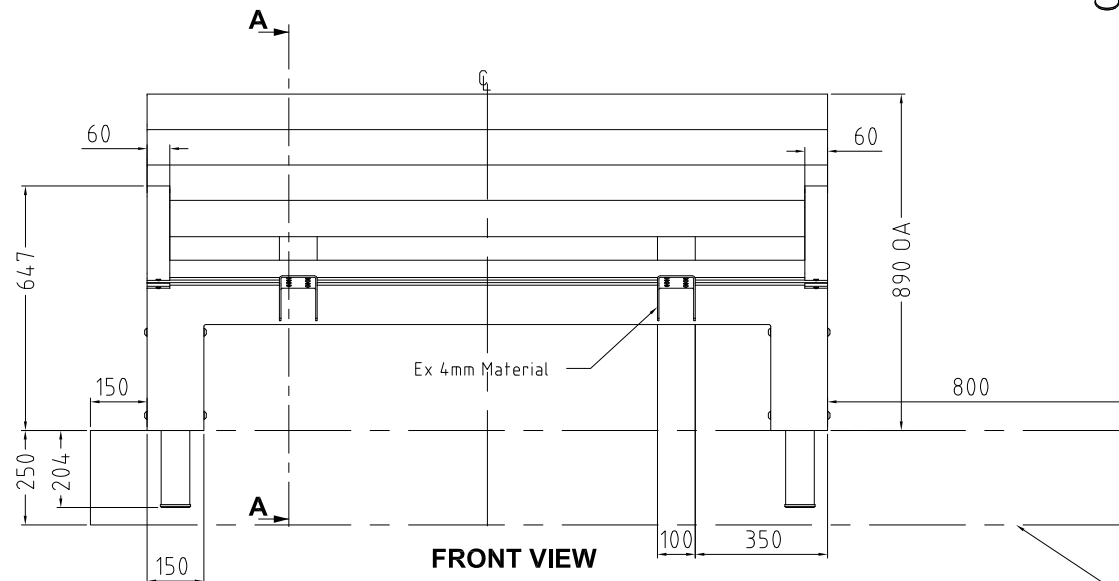
DETAIL F



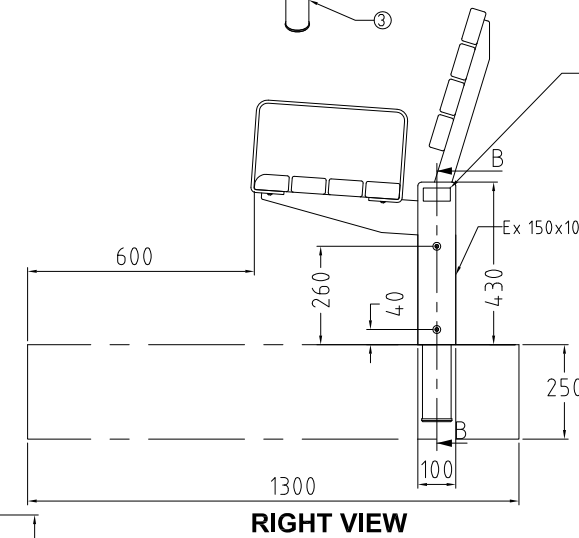
TOP VIEW



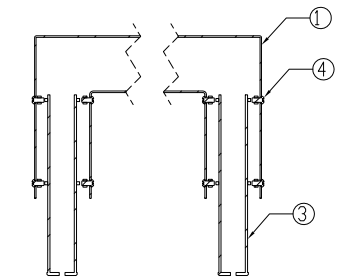
SECTION A-A



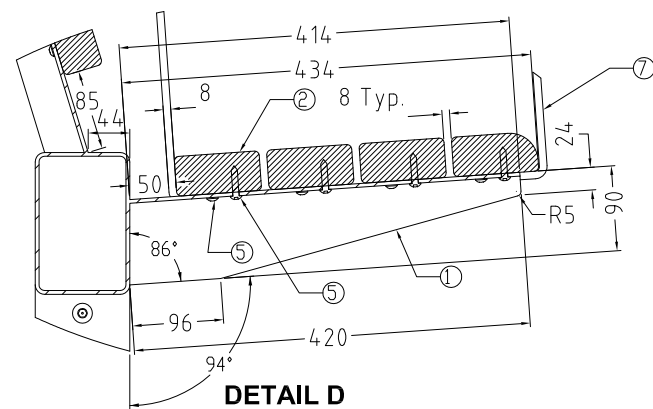
FRONT VIEW



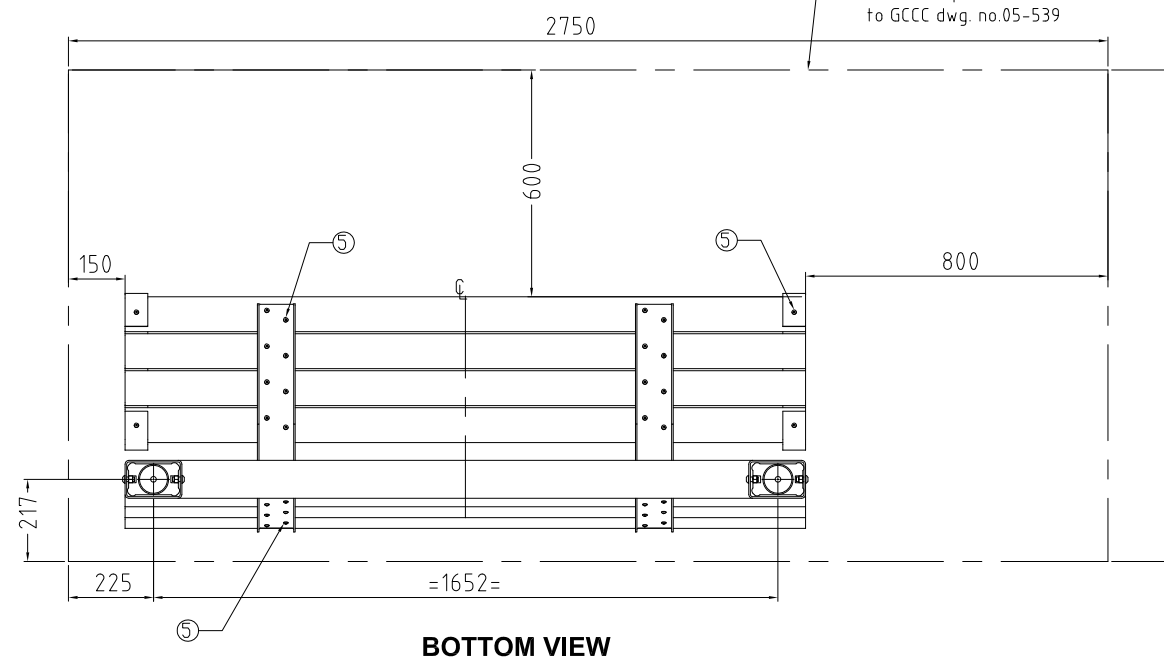
RIGHT VIEW



SECTION B-B SPIGOT DETAIL



DETAIL D



BOTTOM VIEW



Gold Coast City Council

GOLD COAST CITY COUNCIL
 PO BOX 5042
 GOLD COAST MC 9729

THIS DRAWING IS NOT TO BE AMENDED WITHOUT REFERENCE TO STANDARDS COMMITTEE

CONTROLLED DOCUMENT

DO NOT SCALE TAKE FIGURED DIMENSIONS ONLY

STANDARD DRAWING

MICROFILMED

DRAFTING BY
TECHNICAL SERVICES BRANCH

PASSED - COORDINATOR OPEN SPACE ASSETS
 SIGNED: CAMERON TAYLOR DATE: 6/12/12

APPROVED - MANAGER PARKS & RECREATIONAL SERVICES
 SIGNED: RON JACOBS DATE: 6/12/12

WATERSIDE SUITE - SEAT

STANDARD DRAWING No.

13-05-520

ISSUE

2013 EDITION

No.	AMENDMENT	APPROVED	DATE	ISSUED

THIS DRAWING HAS BEEN SOURCED FROM HUBB STREET EQUIPMENT DRAWING NUMBERS 7432.901 TO 7432.938