

ASSEMBLY NOTES:

1. ALL FASTENERS TO BE INCLUDED IN SUPPLY OF ASSEMBLY UNLESS OTHERWISE INDICATED.
2. ALL SURFACES TO BE FREE FROM MARKS AND SCRATCHES.
3. USE A NICKEL BASED ANTI-SEIZURE LUBRICANT BETWEEN STAINLESS FIXINGS AND TAPPED STAINLESS STEEL UNLESS STATED.
4. PRE DRILL WOODEN SLATS PRIOR TO SCREWING TO AVOID SPLITTING

GENERAL NOTES:


1. ALL DIMENSIONS IN MILLIMETRES UNLESS OTHERWISE SHOWN.
2. TOLERANCES:
- LINEAR ARE $\pm 1.0\text{mm}$ UNLESS MARKED WITH $\times \pm 0.5\text{mm}$

- ANGULAR ARE $\pm 0.5^\circ$ UNLESS SPECIFIED OTHERWISE.
- HOLES AND RADII $\pm 0.5\text{mm}$ UNLESS SPECIFIED OTHERWISE.
3. NO DEVIATION FROM DRAWING WILL BE ACCEPTED WITHOUT PRIOR WRITTEN APPROVAL.
4. DO NOT SCALE FROM DRAWINGS. USE DIMENSIONS PROVIDED IF THIS IS INSUFFICIENT OR AMBIGUOUS CONTACT GOLD COAST CITY COUNCIL FOR CLARIFICATION.

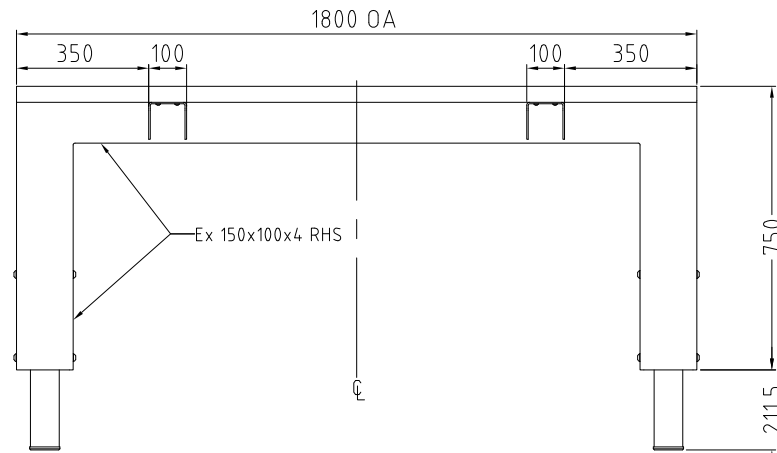
STAINLESS STEEL FABRICATION NOTES:

1. FABRICATION SHOULD ONLY BE PERFORMED IN AN AREA, AND WITH EQUIPMENT, THAT IS NOT CONTAMINATED WITH FERROUS METAL.
2. ALL EDGES TO BE DEBURRED AND FREE OF SHARP PROTRUSIONS.
3. ALL STRUCTURAL WELDS TO AS 1554.
4. ALL STANDARD SECTIONS TO BE DOCKED AT 90° UNLESS STATED OTHERWISE.
5. CERTIFICATES OF CONFORMITY MUST ACCOMPANY ANY MATERIALS USED IN THE FABRICATION PROCESS.

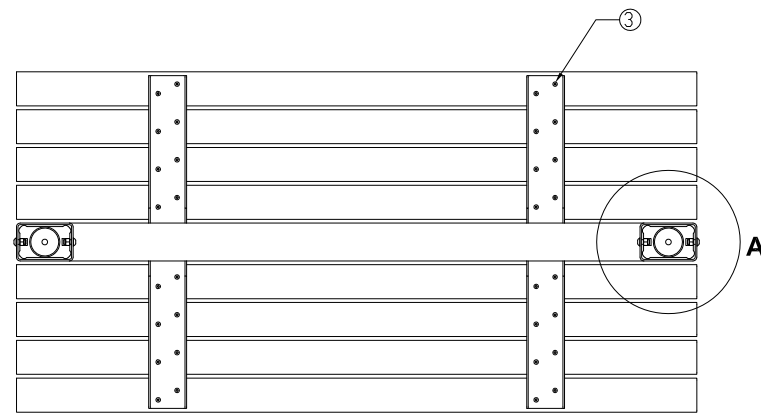
NOTE:- THIS DRAWING HAS BEEN SOURCED FROM HUBB STREET EQUIPMENT. THIS DRAWING IS NOT DRAWN TO GCCC STANDARD T.P.R GUIDELINES.



TOP VIEW

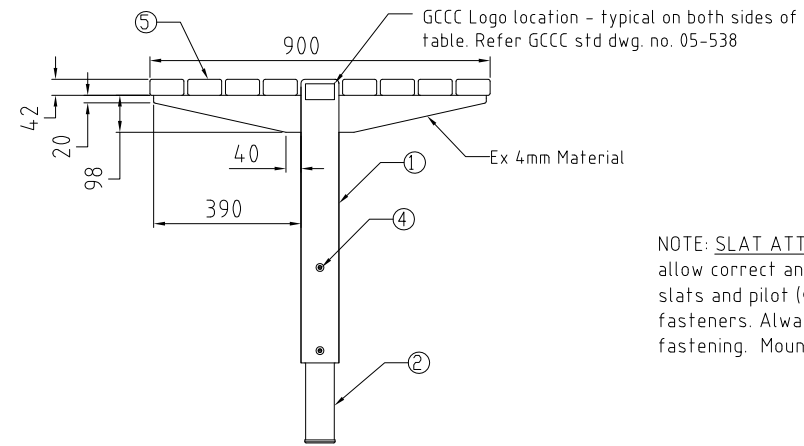


FRONT VIEW



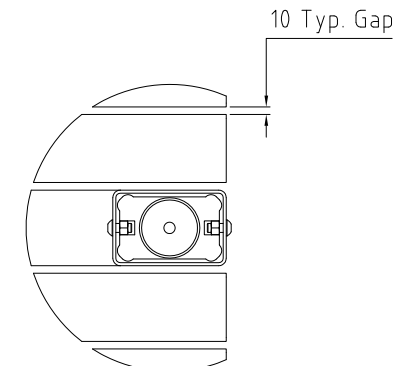
BOTTOM VIEW

PARTS LIST		MATERIAL	DRAWING #	QTY.
NO	TITLE			
1	Frame	316 S/S Bead Blast Electropolished	-	1
2	Spigot	Mild Steel HDG	05-533	2
3	14g x 32 Pan Head Square Socket woodscrew	304 Stainless Steel	-	32
4	M12x25 Button Socket Pin	304 Stainless Steel	-	8
5	Waterside Slat	Spotted Gum	05-532	8

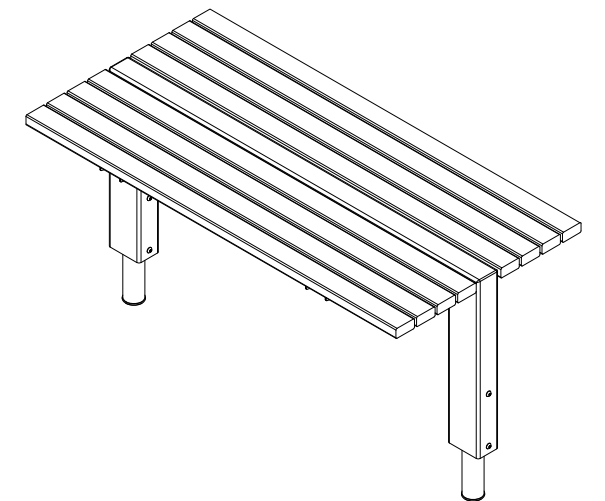


RIGHT VIEW

NOTE: SLAT ATTACHMENT Use a jig or spacers to allow correct and even spacing of the slats. Position slats and pilot ($\phi 3.5\text{mm}$) hole before securing with fasteners. Always predrill Timber Slats before fastening. Mount slats centre down.



DETAIL A
SCALE 1:5



Gold Coast City Council

GOLD COAST CITY COUNCIL
PO BOX 5042
GOLD COAST MC 9729

THIS DRAWING IS NOT TO BE AMENDED WITHOUT REFERENCE TO STANDARDS COMMITTEE

CONTROLLED DOCUMENT

DO NOT SCALE TAKE FIGURED DIMENSIONS ONLY

STANDARD DRAWING

MICROFILMED

DRAFTING BY
TECHNICAL SERVICES BRANCH

PASSED - COORDINATOR OPEN SPACE ASSETS
SIGNED: CAMERON TAYLOR DATE: 6/12/12

APPROVED - MANAGER PARKS & RECREATIONAL SERVICES
SIGNED: RON JACOBS DATE: 6/12/12

WATERSIDE SUITE - PICNIC TABLE

STANDARD DRAWING No.

13-05-522

ISSUE

2013 EDITION

THIS DRAWING HAS BEEN SOURCED FROM HUBB STREET EQUIPMENT DRAWING NUMBERS 7432.901 TO 7432.938

No.	AMENDMENT	APPROVED	DATE	ISSUED