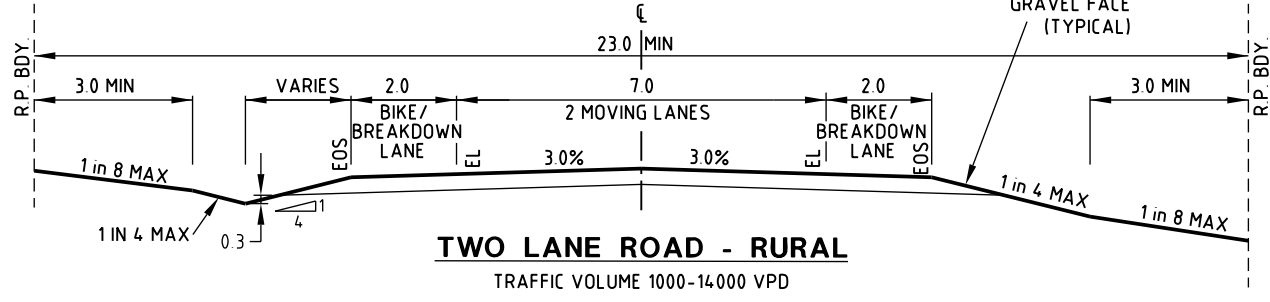
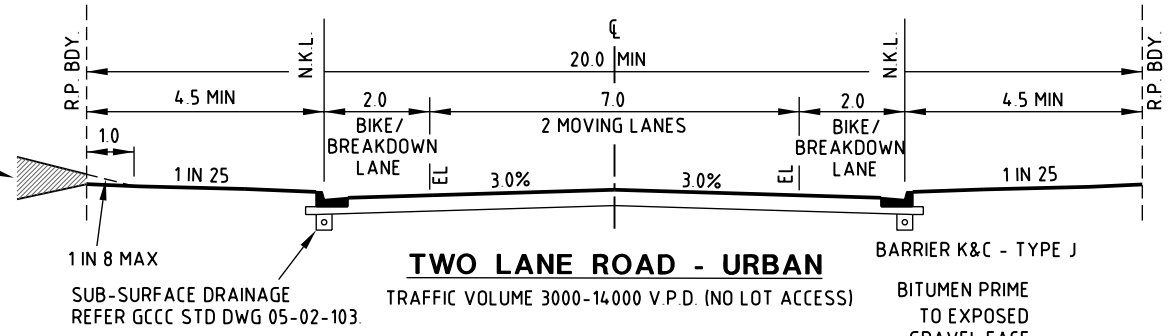


NOTES:

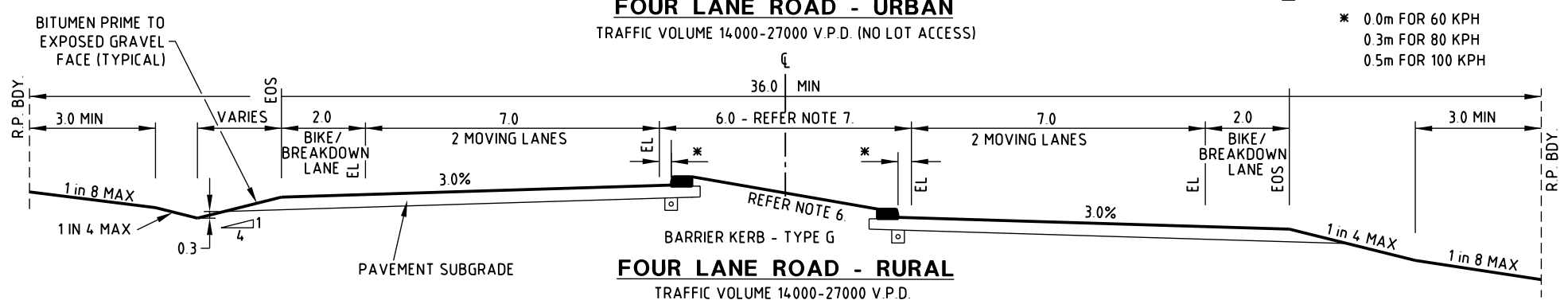
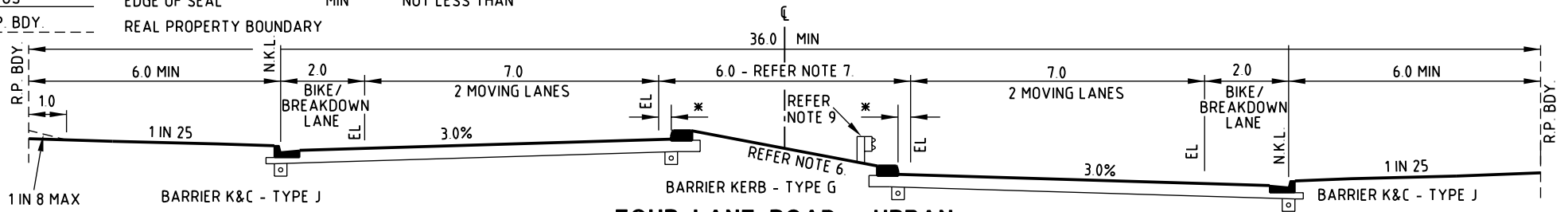
- FOR ROAD CLASSIFICATIONS AND DESIGN PRINCIPLES REFER TO G.C.C.C. LAND DEVELOPMENT GUIDELINES AND QUEENSLAND STREETS (SUBJECT TO NOTE 2).
- FOR DETAILS OF VERGE CONCRETE PATH AND ALLOCATION OF PUBLIC UTILITIES REFER TO G.C.C.C. STD. DWG. No. 05-02-005.
- THESE TYPICAL SECTIONS ARE COUNCIL'S MINIMUM REQUIREMENT ONLY AND MAY VARY WITH PEDESTRIAN/BIKEWAY/PARKING AND GENERAL NETWORK PLANNING.
- STREET LIGHTING TO AS 1158.1.
- TRAFFIC VOLUMES BASED ON 10 V.P.D. PER SINGLE DWELLING LOT.
- THE MAXIMUM CROSS FALL FOR GRASSED/PLANTED MEDIANS SHALL BE 1 in 6. STEEPER CROSSFALLS MAY BE ALLOWED SUBJECT TO SATISFACTORY DESIGN/CONSTRUCTION DETAILS.
- FOR MEDIAN WIDTHS LESS THAN 2.0m PROVIDE STENCILED CONCRETE INFILL OR APPROVED EQUIVALENT. PROPOSALS INVOLVING USE OF STAMPED CONCRETE MUST PROVIDE DETAILS OF METHODS OF ENSURING THAT LONG TERM APPEARANCE & SLIP RESISTANCE CAN BE MAINTAINED, AND PONDING OF WATER DOES NOT OCCUR.
- DIMENSIONS ARE IN METRES UNLESS SHOWN OTHERWISE.
- GUARDRAIL IS TO BE INSTALLED IN ACCORDANCE WITH QUEENSLAND DEPARTMENT OF MAIN ROADS REQUIREMENTS.
- WHERE REQUIRED STABILISATION OF TABLE DRAIN TO BE APPROVED BY COUNCIL.

DRIVEWAY, CARPORT,
GARAGE ENVELOPE
REFER GCCC STD. DWG.
No. 05-02-302



LEGEND:

— —	CENTRELINE	— —	EL	EDGE LINE
— —	N.K.L.	— —	MAX	NOT STEEPER THAN
— —	EOS	— —	MIN	NOT LESS THAN
— —	R.P. BDY.			



* 0.0m FOR 60 KPH
0.3m FOR 80 KPH
0.5m FOR 100 KPH



THIS DRAWING IS NOT TO BE AMENDED WITHOUT REFERENCE TO STANDARDS COMMITTEE				
No.	AMENDMENT	APPROVED	DATE	ISSUED

CONTROLLED DOCUMENT	DO NOT SCALE TAKE FIGURED DIMENSIONS ONLY

STANDARD DRAWING	MICROFILMED
TYPICAL CROSS SECTIONS MAJOR TRAFFIC ROUTES	STANDARD DRAWING No. 05-02-002
	ISSUE 2005 EDITION