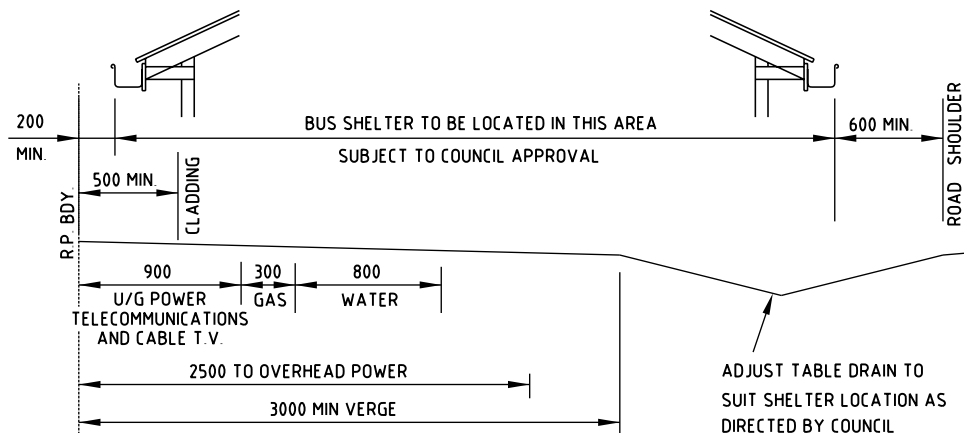
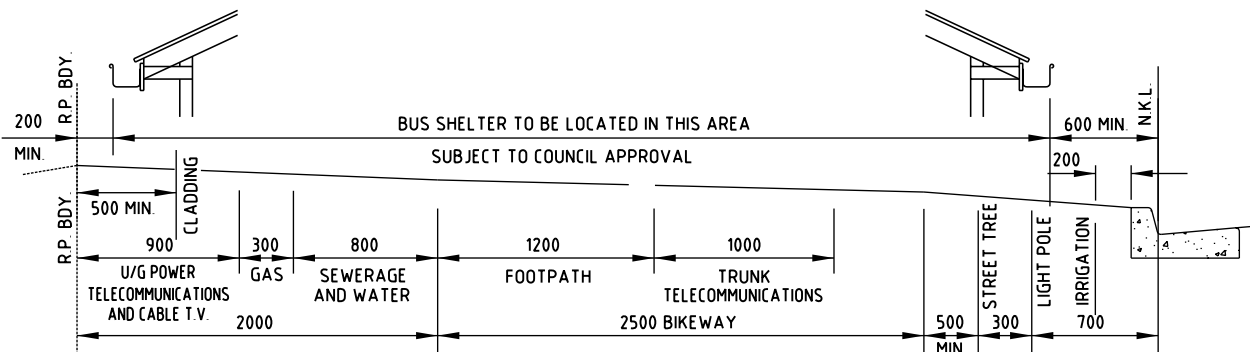


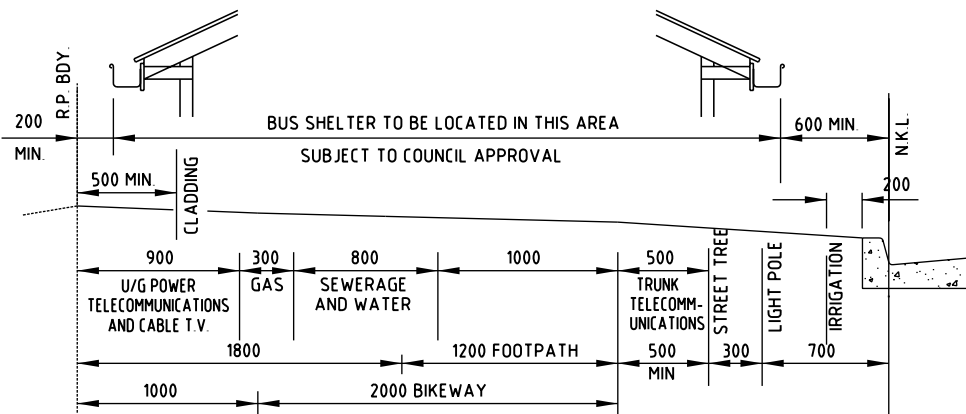
PARK RESIDENTIAL VERGE



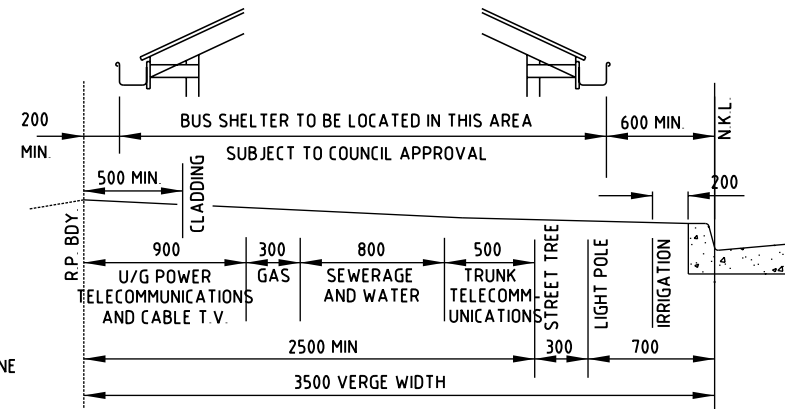
RURAL VERGE



6m FOOTPATH VERGE




4.5m FOOTPATH VERGE



3.5m FOOTPATH VERGE

LEGEND:

- RP. BDY. REAL PROPERTY BOUNDARY
- N.K.L. NOMINAL KERB LINE



Gold Coast City Council

GOLD COAST CITY COUNCIL
PO BOX 5042
GOLD COAST MC 9729

THIS DRAWING IS NOT TO BE AMENDED WITHOUT REFERENCE TO STANDARDS COMMITTEE

CONTROLLED DOCUMENT

DO NOT SCALE
TAKE FIGURED DIMENSIONS ONLY

STANDARD DRAWING

MICROFILMED

DRAWN BY
TECHNICAL SERVICES BRANCH

LOCATION OF BUS SHELTER
ON VERGE

STANDARD DRAWING No.
05-02-503

PASSED 18/03/04

APPROVED 18/03/04

ISSUE
2005 EDITION

No.	AMENDMENT	APPROVED	DATE	ISSUED