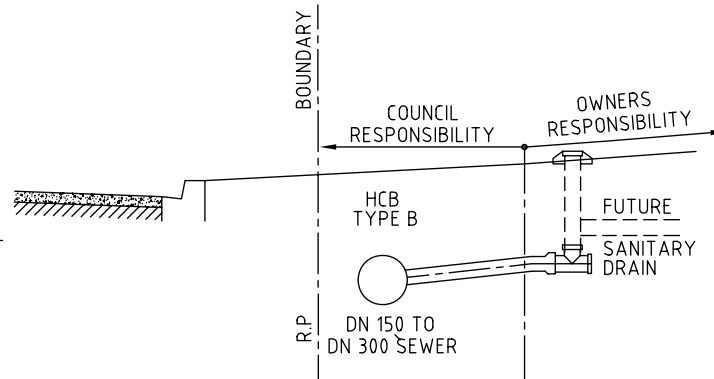
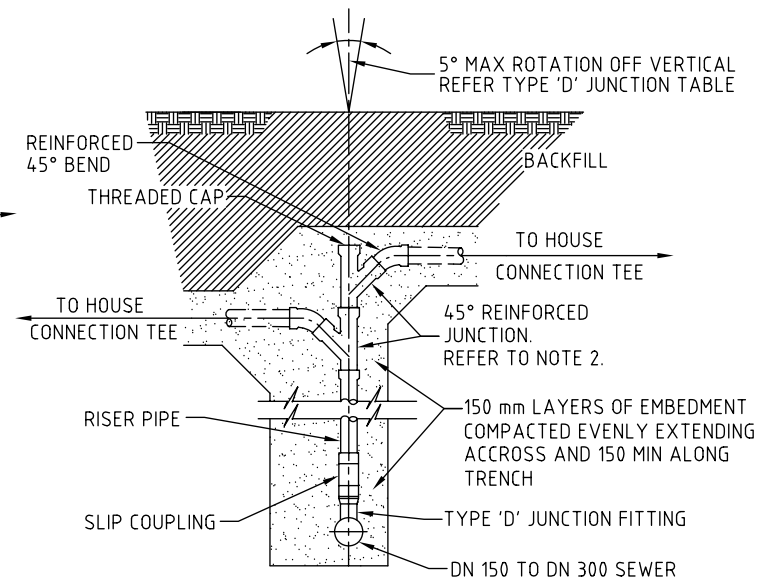


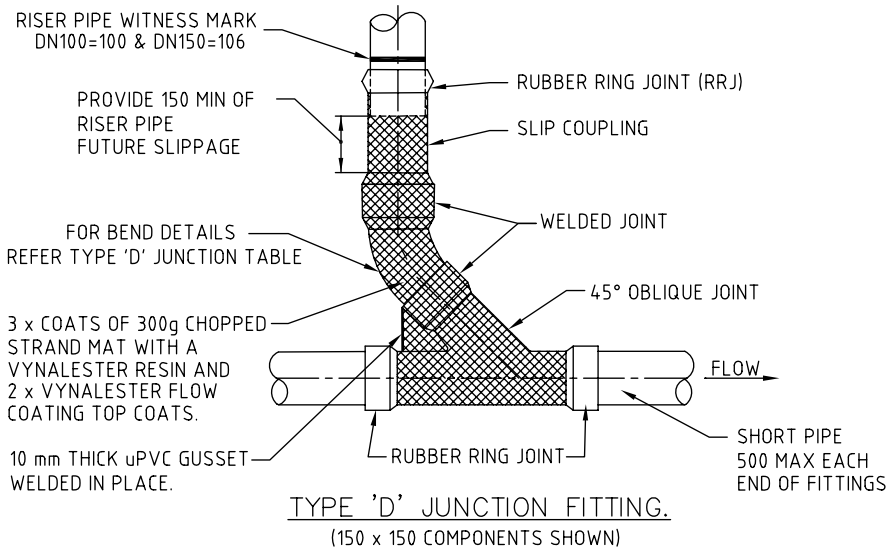
TYPE 'D' HOUSE CONNECTION
OPTIONS



INSTALLED
RESPONSIBILITY



ELEVATION



TYPE 'D' JUNCTION FITTING.
(150 x 150 COMPONENTS SHOWN)

TYPE 'D' JUNCTION TABLE		
OPTIONS	BEND	SEWER GRADE
D-1	45°	1:150 TO 1:20
D-2	40°	1:20 TO 1:10
D-3	35°	1:10 TO 1:6
D-4	AS REQUIRED	1:5 TO 1:1

NOTES:

1. BEDDING MATERIAL AND GENERAL COMPONENTRY SHALL COMPLY WITH THE REQUIREMENTS OF COUNCIL'S STANDARD SPECIFICATION SS1 AND ANY ADDENDUMS.
2. TYPE "D" JUNCTION FITTINGS SHALL BE FACTORY ASSEMBLED AND CERTIFIED uPVC SEWER FITTINGS COMPLYING WITH AS/NZS 1260 THAT HAVE BEEN ASSEMBLED AND REINFORCED WITH FIBREGLASS AS SHOWN IN THE DRAWING. OBLIQUE JUNCTIONS AND 45° BENDS SHALL BE REINFORCED WITH FIBREGLASS AS SHOWN FOR A TYPE D JUNCTION OR MAY BE APPROVED G.R.P JUNCTIONS AND BENDS.
3. THE SLIP COUPLING COMPONENT OF TYPE "D" JUNCTION FITTING SHALL BE MARKED TO IDENTIFY THE INSTALLATION REQUIREMENTS OF THE FITTING AND THE VERTICAL RISER PIPE, SEE TABLE ABOVE.
4. THREADED LOCK DOWN QUICK RELEASE END CAPS SHALL BE SEALED BY A RUBBER RING, SCREW DOWN CAPS THAT UTILISE STAINLESS STEEL SCREWS ARE NOT PERMITTED.
5. DIMENSIONS ARE IN MILLIMETRES UNLESS SHOWN OTHERWISE.



Gold Coast City Council
GOLD COAST CITY COUNCIL
PO BOX 5042
GOLD COAST MC 9729

THIS DRAWING IS NOT TO BE AMENDED WITHOUT REFERENCE TO STANDARDS COMMITTEE				CONTROLLED DOCUMENT	DO NOT SCALE TAKE FIGURED DIMENSIONS ONLY
No.	AMENDMENT	APPROVED	DATE	ISSUED	

DRAWN BY	G.C.W
PASSED	D. HAYMAN 08/07/08
APPROVED	R. WENT 08/07/08

STANDARD DRAWING
SEWERAGE
HOUSE CONNECTION
CONSTRUCTION DETAILS
SHEET 2

MICROFILMED	
STANDARD DRAWING No.	08-07-107
ISSUE	2008 EDITION