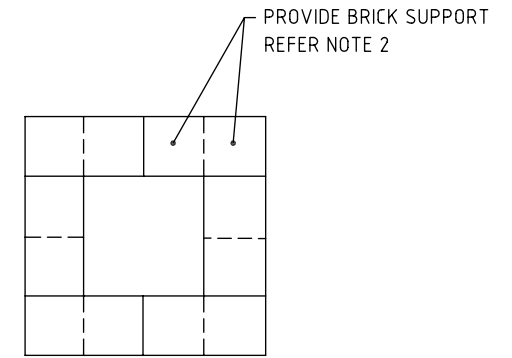


PRECAST CONCRETE
SURROUND AND SUPPORT DETAILS

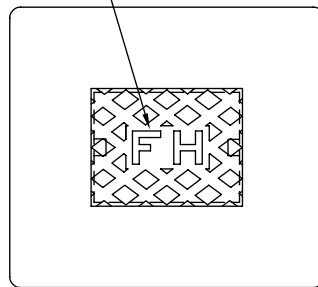


BRICK SUPPORT LAYOUT

NOTES:

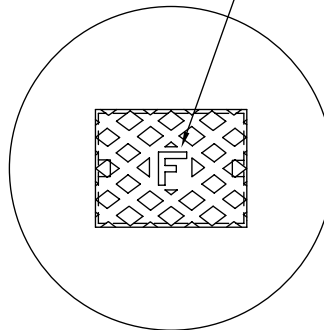
1. BOTH PRECAST CONCRETE SURROUND AND BRICK SUPPORT DETAILS SHOWN ARE ACCEPTABLE.
2. BRICK SUPPORTS SHALL BE A MINIMUM TWO COURSES AND LAID DRY OVER THE BEDDING MATERIAL. APPLY BUILDING SEALANT OR SIMILAR TO BOND BRICKS TO THE VALVE/HYDRANT BOX.
3. FOR HYDRANTS THE CONCRETE SURROUND AND LID SHALL BE PAINTED WITH APPROVED YELLOW REFLECTIVE PAINT FOR POTABLE AND PURPLE REFLECTIVE PAINT FOR RECYCLED.
4. FOR VALVES AND OTHER FITTINGS THE CONCRETE SURROUND AND LID SHALL BE PAINTED WITH APPROVED REFLECTIVE PAINT IN ACCORDANCE WITH THE COLOUR CODE SHOWN ON COUNCIL'S STANDARD DRAWING No. 08-06-126.
5. CONCRETE TO BE GRADE N25.
6. COUNCIL APPROVED ALTERNATIVES MAY BE UTILISED FOR THE SURROUND AND SUPPORT.
7. DIMENSIONS ARE IN MILLIMETRES UNLESS SHOWN OTHERWISE.

FOR COVER/LID MARKING
REFER GCCC STD DWG 08-06-303



POTABLE WATER

FOR COVER/LID MARKING
REFER GCCC STD DWG 08-06-601



RECYCLED WATER

SURFACE FITTING ARRANGEMENT



GOLD COAST CITY COUNCIL
PO BOX 5042
GOLD COAST MC 9729

THIS DRAWING IS NOT TO BE AMENDED WITHOUT
REFERENCE TO STANDARDS COMMITTEE

CONTROLLED
DOCUMENT

DO NOT SCALE
TAKE FIGURED DIMENSIONS ONLY

STANDARD DRAWING

MICROFILMED

| | |
|----------|--------------------|
| DRAWN BY | G.C.W |
| PASSED | D. HAYMAN 08/07/08 |
| APPROVED | R. WENT 08/07/08 |

**VALVE AND HYDRANT BOX
SUPPORT AND SURROUND DETAILS**

| | |
|-------------------------|--------------|
| STANDARD DRAWING No. | 08-06-124 |
| ISSUE | 2008 EDITION |

| No. | AMENDMENT | APPROVED | DATE | ISSUED |
|-----|-----------|----------|------|--------|
| | | | | |