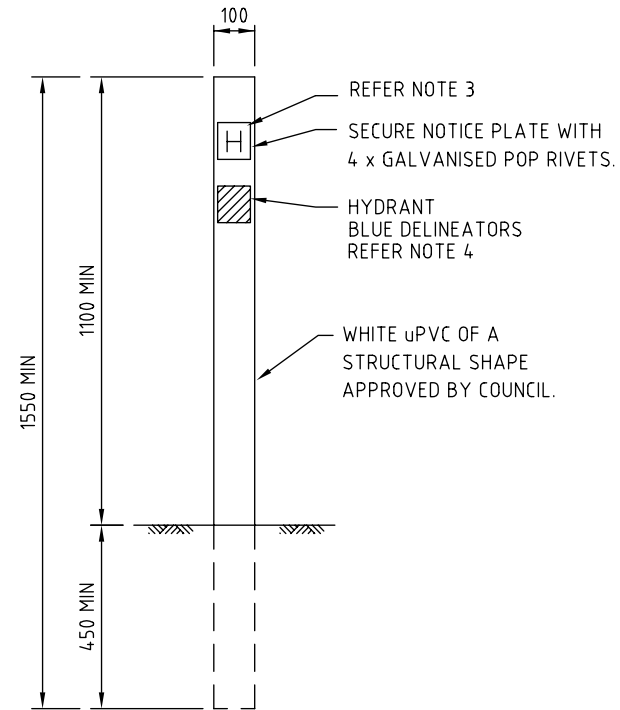


COLOUR CODES	
A+ RECYCLED	
PURPLE	- VALVES, SCOUR VALVES, AIR VALVES, HYDRANTS, FLUSHING POINTS.
RED/PURPLE	- ZONE VALVES, BOUNDARY VALVES
POTABLE	
WHITE	- VALVES, SCOUR VALVES SWABBING CHAMBERS, AIR VALVES
YELLOW	- HYDRANTS, FLUSHING POINTS
RED	- CLOSED ZONE VALVES
BLUE	- DIALYSIS VALVES
RED/WHITE	- BOUNDARY VALVE PMA / DMA

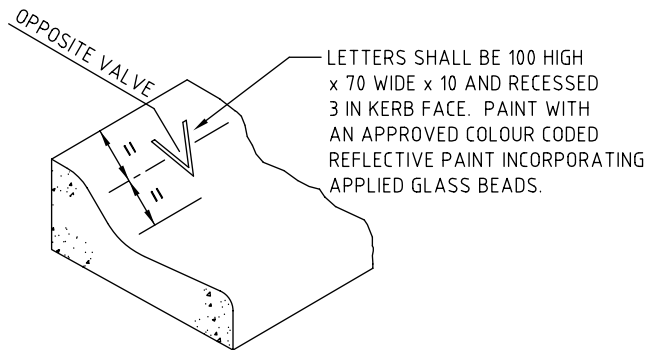
NOTES:

- ALL KERB MARKINGS SHALL BE COLOUR CODED AS SHOWN
- MARKER POSTS SHALL ONLY BE USED IN NON RESIDENTIAL STREETS AND ROADS WHERE THERE IS NO KERB & CHANNEL AND SHALL BE POSITIONED AT THE FRONT OF PROPERTY BOUNDARY OPPOSITE THE FITTING.
- MARKER POSTS ARE REQUIRED WHERE DIFFERENT PRESSURE ZONE WATER RETICULATION IS CONSTRUCTED AND MARKED DESIGNATING THE DIFFERENT PRESSURE ZONE.
- THE NOTICE PLATE SHALL BE REFLECTORIZED ALUMINIUM WITH BLACK LETTERING ON A WHITE BACKGROUND NOMINALLY 80x80.
- FOR COUNCIL CONTROLLED ROADS, IN ADDITION TO THE NOTICE PLATE MARKER, A BLUE DELINEATOR MARKER COMPLYING WITH MAIN ROADS SPECIFICATION ES126 SHALL BE INSTALLED AS DETAILED. FOR STATE CONTROLLED ROADS, DELINEATORS SHALL BE INSTALLED IN ACCORDANCE WITH THE MANUAL OF UNIFORM TRAFFIC CONTROL DEVICES.
- ALTERNATIVE POSTS MAY BE USED SUBJECT TO COUNCIL APPROVAL.
- THIS DRAWING SHOULD BE READ IN CONJUNCTION WITH THE PAVEMENT AND KERB MARKING DETAILS SHOWN ON G.C.C.C. STD. DWG. No 08-06-127.
- DIMENSIONS ARE IN MILLIMETRES UNLESS SHOWN OTHERWISE.

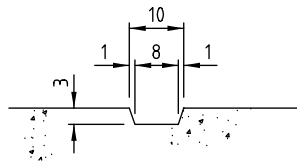


SIDE ELEVATION

FRONT ELEVATION



VALVE



SECTION THROUGH LETTER RECESS

OTHER NOTICE PLATE MARKING

- | | |
|-----------------|----------------------|
| H - HYDRANT | S - SWABBING CHAMBER |
| V - VALVE | C - HIGH LEVEL MAIN |
| A - AIR VALVE | L - MID LEVEL MAIN |
| V - SCOUR VALVE | M - LOW LEVEL MAIN |
| B - VALVE BOX | L - SWABBING HYDRANT |

OTHER KERB & CHANNEL MARKINGS

SIZE OF LETTER AS FOR VALVES

- | | |
|-----------------------|------------------|
| H - HYDRANT | V - VALVE |
| AV - AIR VALVE | SV - SCOUR VALVE |
| SC - SWABBING CHAMBER | VB - VALVE BOX |

KERBED STREETS / ROADS

NON KERBED STREETS / ROADS



Gold Coast City Council
GOLD COAST CITY COUNCIL
PO BOX 5042
GOLD COAST MC 9729

THIS DRAWING IS NOT TO BE AMENDED WITHOUT REFERENCE TO STANDARDS COMMITTEE				CONTROLLED DOCUMENT	DO NOT SCALE TAKE FIGURED DIMENSIONS ONLY
No.	AMENDMENT	APPROVED	DATE	ISSUED	DRAWN BY G.C.W
					PASSED D. HAYMAN 08/07/08
					APPROVED R. WENT 08/07/08

STANDARD DRAWING

MARKING FOR LOCATION OF HYDRANTS, VALVES AND OTHER FITTINGS

MICROFILMED
STANDARD DRAWING No. 08-06-126
ISSUE 2008 EDITION